

Dear Parents,

May, 2024

The enclosed packet contains information for class supplies as well as the summer math packet and reading assignment.

- ❖ The math assignment is minimal, and may be done as a quick refresher towards the end of the summer. Besides the worksheets, there is a 2-sided page of graph paper which may be used to track practice of the math facts. It is good to keep these facts fresh, but I leave to your discretion the amount and frequency of practice for your child throughout the summer. *Vacate* (Latin for *Be still*) is at least as important as practice; everyone needs a good break from time to time!
  
- ❖ As for the reading, *The Trumpet of the Swan* may be **read by** or **to** your child, or **listened to** in audio format. This is a delightful book which, I hope, will be one of the *pleasures* of the summer rather than a chore. Included with the instructions is a Story Board template to be used for the assignment.

I am excited to have your child in my **fourth** grade class this coming school year!

Best wishes for a joyful and refreshing summer!

Holly McShurley

Name \_\_\_\_\_ Date \_\_\_\_\_

$$\begin{array}{r} 1382 \\ + 4830 \\ \hline \end{array}$$

$$\begin{array}{r} 6268 \\ + 3395 \\ \hline \end{array}$$

$$\begin{array}{r} 1626 \\ + 8102 \\ \hline \end{array}$$

$$\begin{array}{r} 3634 \\ + 3533 \\ \hline \end{array}$$

$$\begin{array}{r} 6125 \\ + 3635 \\ \hline \end{array}$$

$$\begin{array}{r} 3293 \\ + 4102 \\ \hline \end{array}$$

$$\begin{array}{r} 8132 \\ - 7363 \\ \hline \end{array}$$

$$\begin{array}{r} 8703 \\ - 5322 \\ \hline \end{array}$$

$$\begin{array}{r} 7397 \\ - 6489 \\ \hline \end{array}$$

$$\begin{array}{r} 7849 \\ - 4023 \\ \hline \end{array}$$

$$\begin{array}{r} 9538 \\ - 6618 \\ \hline \end{array}$$

$$\begin{array}{r} 9059 \\ - 6529 \\ \hline \end{array}$$

Name \_\_\_\_\_ Date \_\_\_\_\_

## Multiplication and Division

$$\begin{array}{r} 1481 \\ \times \quad 5 \\ \hline \end{array}$$

$$\begin{array}{r} 2188 \\ \times \quad 6 \\ \hline \end{array}$$

$$\begin{array}{r} 2014 \\ \times \quad 6 \\ \hline \end{array}$$

$$\begin{array}{r} 1664 \\ \times \quad 2 \\ \hline \end{array}$$

$$9 \overline{)2466}$$

$$7 \overline{)3266}$$




$$4 \overline{)2371}$$




$$7 \overline{)3364}$$




Name : \_\_\_\_\_ Score : \_\_\_\_\_




Teacher : \_\_\_\_\_ Date : \_\_\_\_\_




### Visually Adding Simple Fractions

1)  +  =   
 $\frac{1}{3} + \frac{1}{3} =$  \_\_\_\_\_

2)  +  =   
 $\frac{4}{10} + \frac{5}{10} =$  \_\_\_\_\_

3)  +  =   
 $\frac{2}{9} + \frac{5}{9} =$  \_\_\_\_\_

4)  +  =   
 $\frac{2}{9} + \frac{4}{9} =$  \_\_\_\_\_

5)  +  =   
 $\frac{3}{12} + \frac{8}{12} =$  \_\_\_\_\_

Name : \_\_\_\_\_

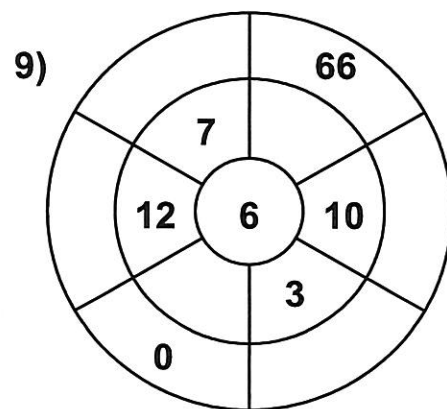
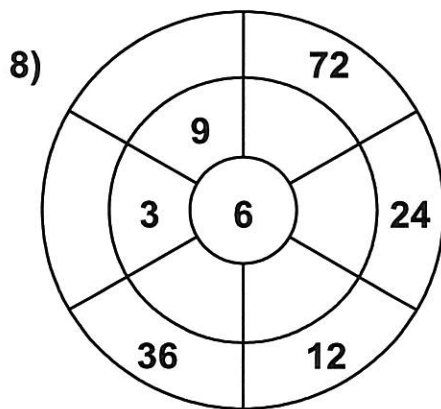
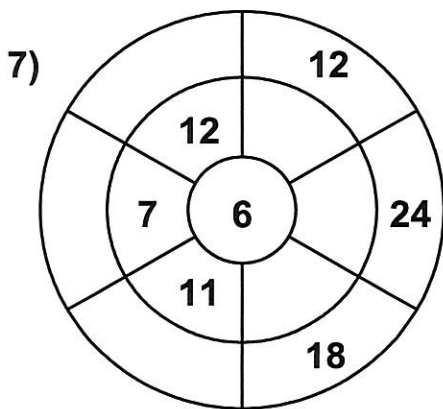
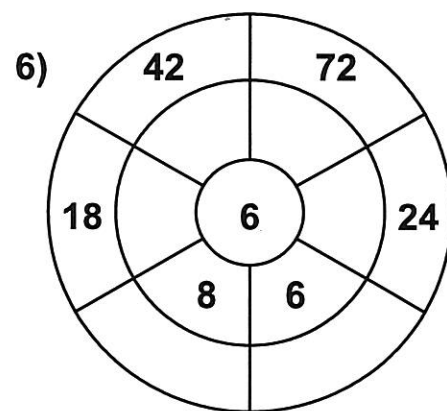
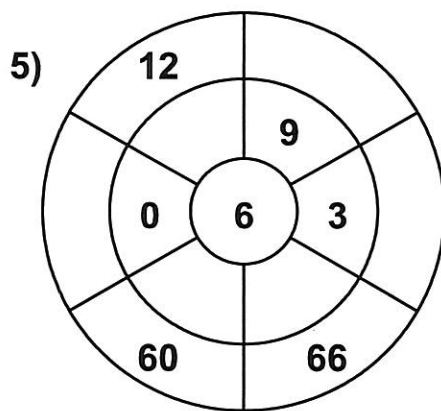
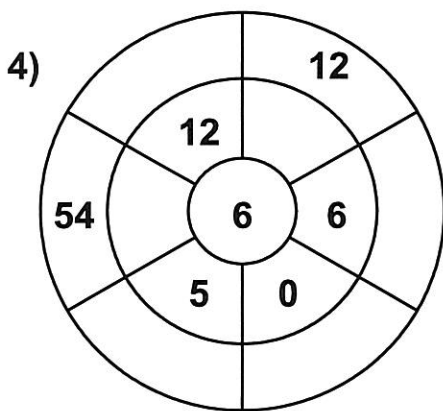
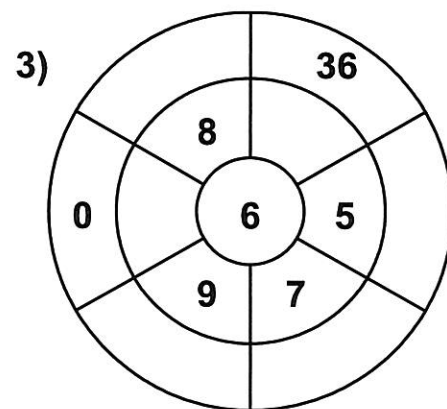
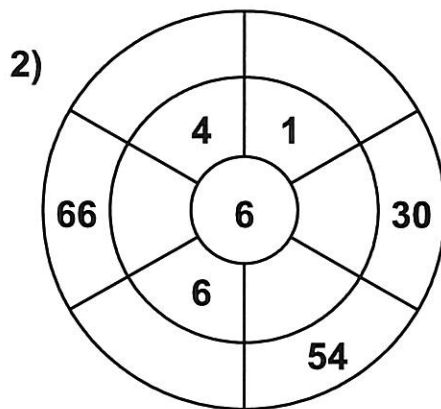
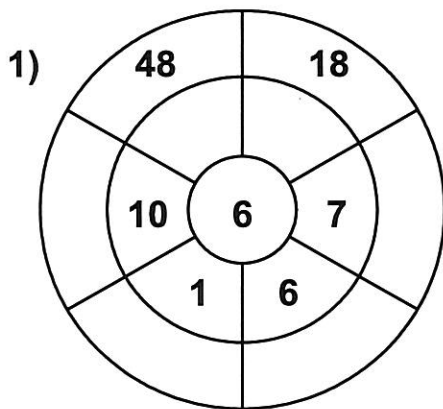
Score : \_\_\_\_\_

Teacher : \_\_\_\_\_

Date : \_\_\_\_\_

### 6 Times Table - Target Circles

Complete the circle by multiplying the number in the center by the middle ring to get the outer numbers.



Name : \_\_\_\_\_

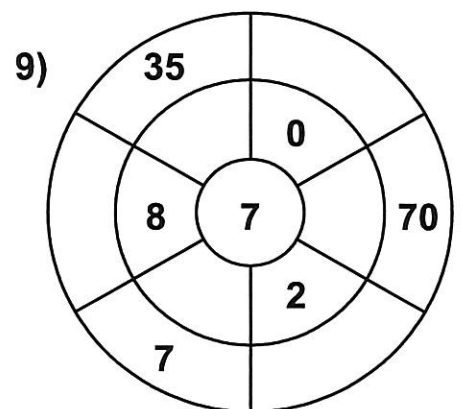
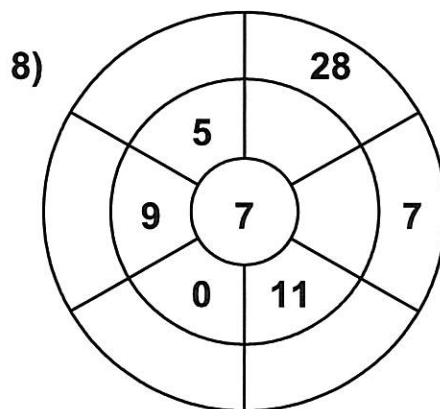
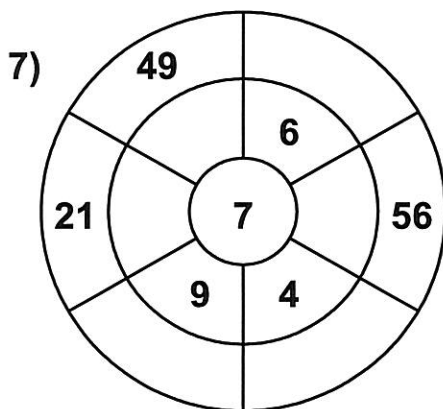
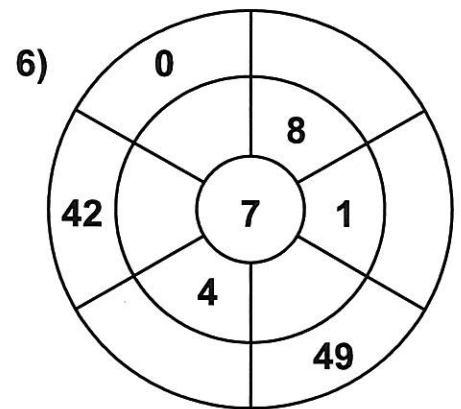
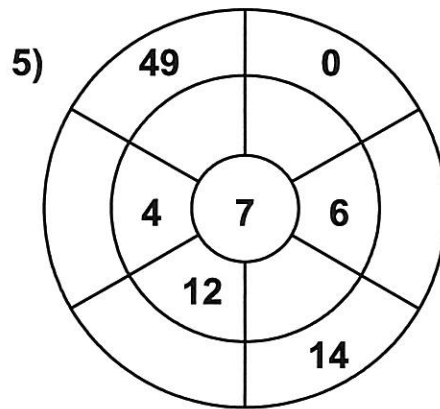
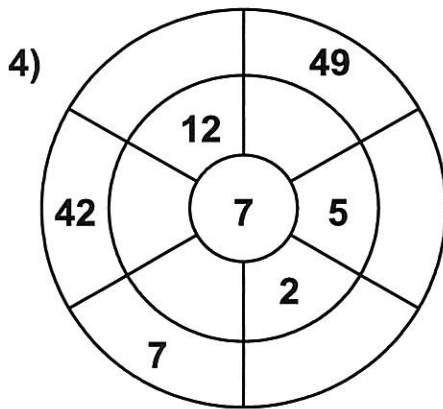
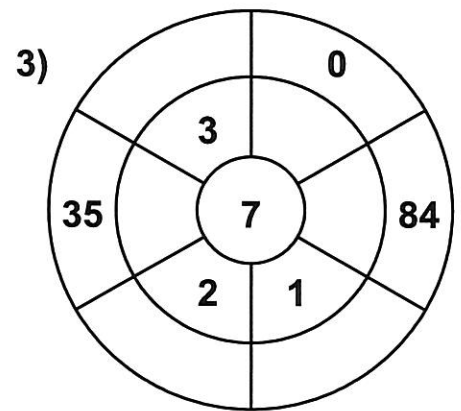
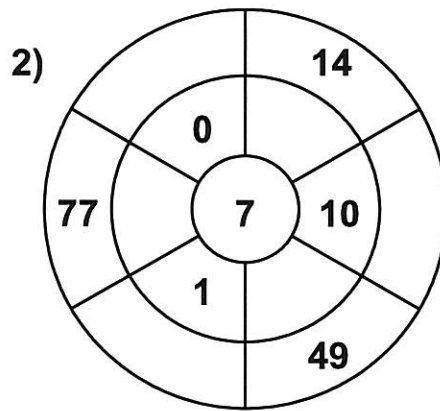
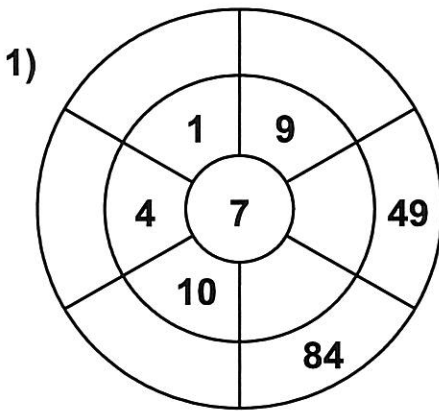
Score : \_\_\_\_\_

Teacher : \_\_\_\_\_

Date : \_\_\_\_\_

### 7 Times Table - Target Circles

Complete the circle by multiplying the number in the center by the middle ring to get the outer numbers.



Name : \_\_\_\_\_

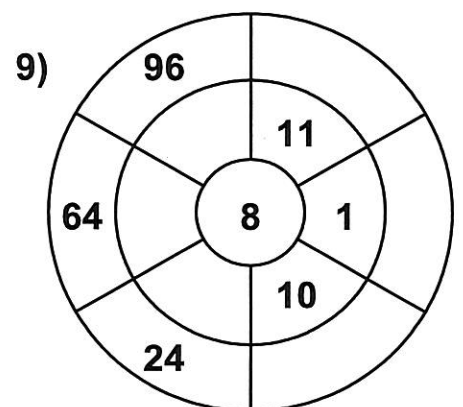
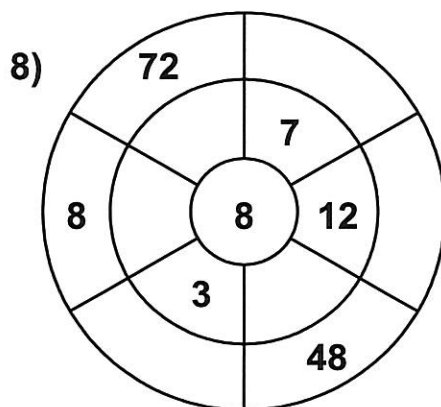
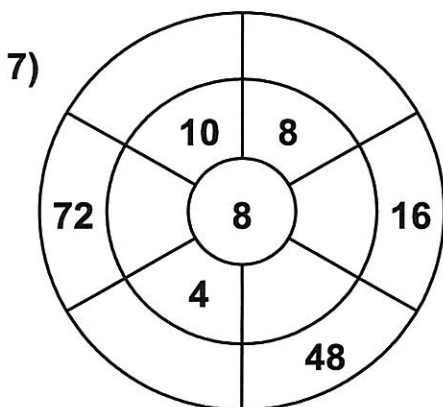
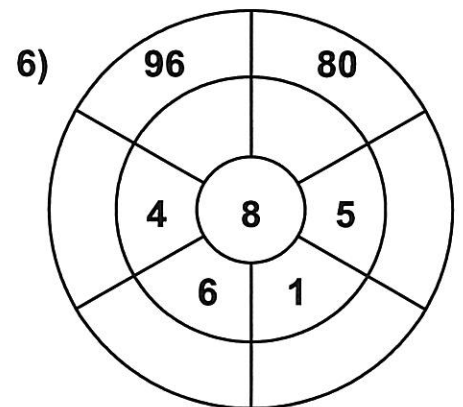
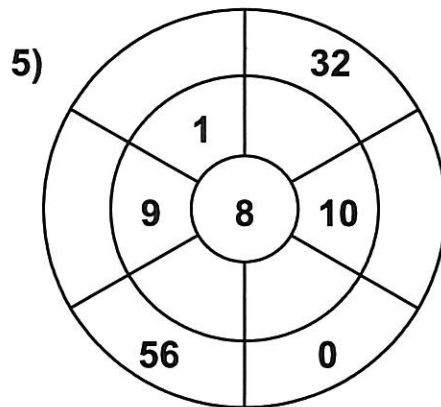
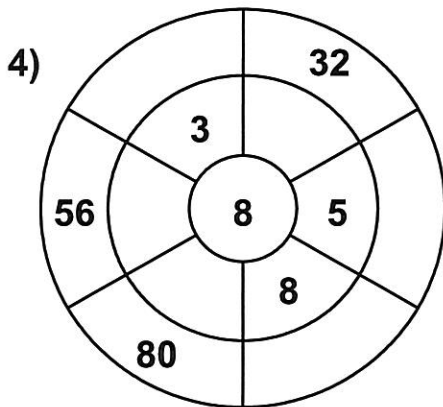
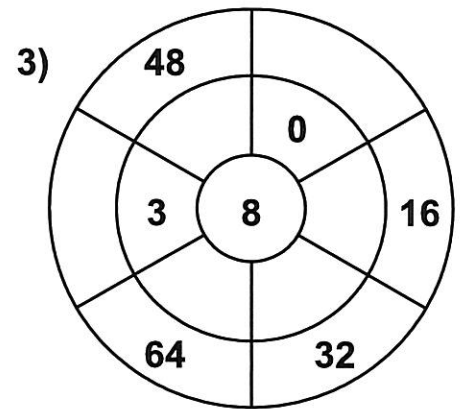
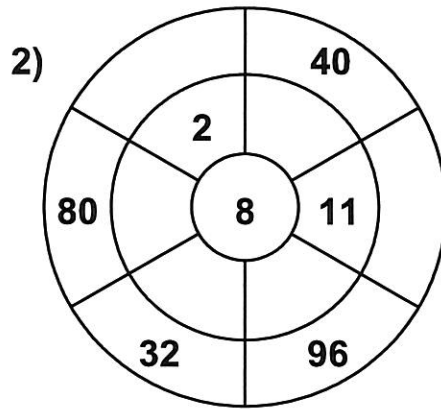
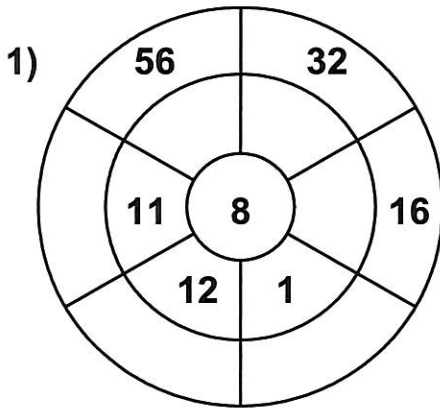
Score : \_\_\_\_\_

Teacher : \_\_\_\_\_

Date : \_\_\_\_\_

### 8 Times Table - Target Circles

Complete the circle by multiplying the number in the center by the middle ring to get the outer numbers.



Name : \_\_\_\_\_

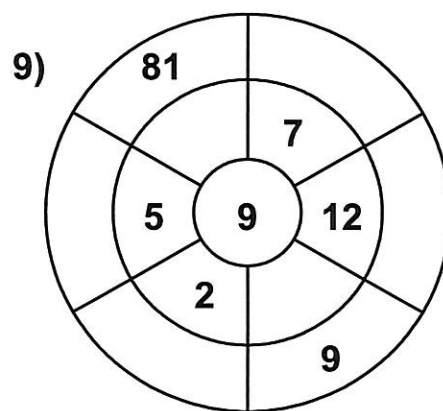
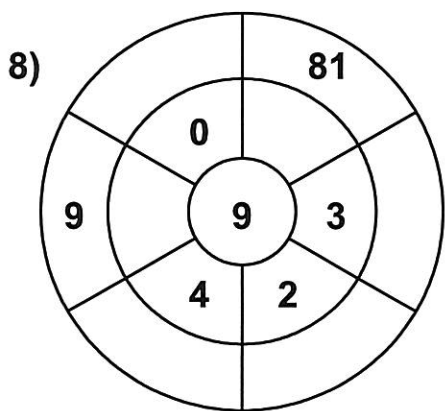
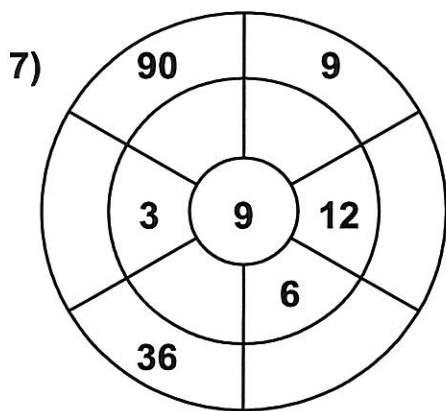
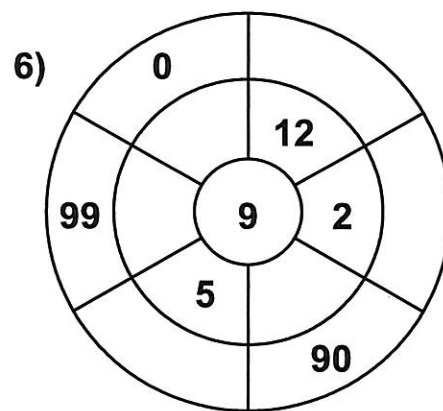
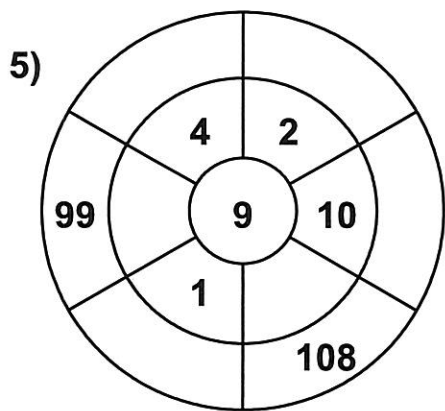
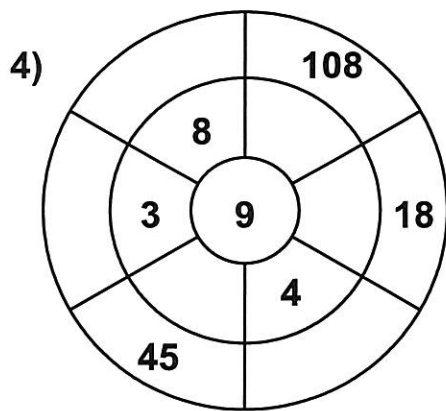
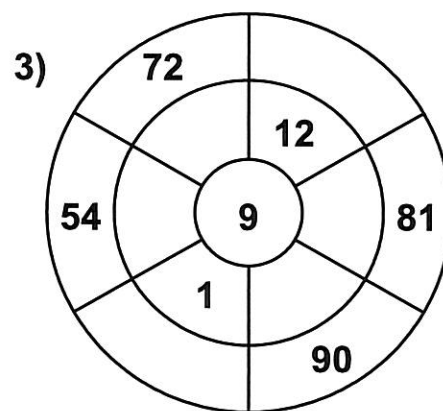
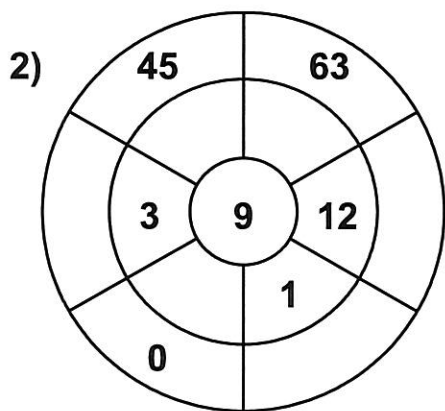
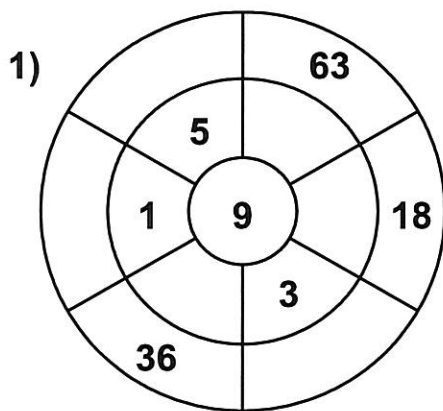
Score : \_\_\_\_\_

Teacher : \_\_\_\_\_

Date : \_\_\_\_\_

### 9 Times Table - Target Circles

Complete the circle by multiplying the number in the center by the middle ring to get the outer numbers.





Name : \_\_\_\_\_

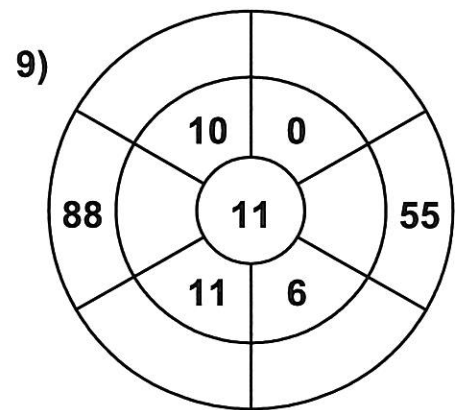
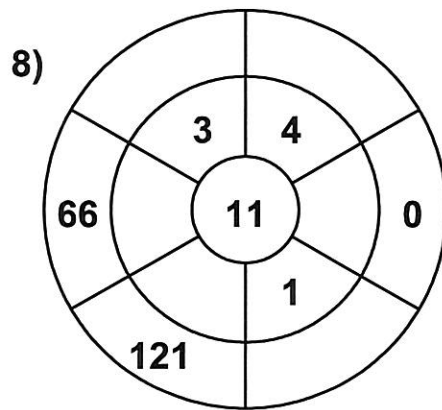
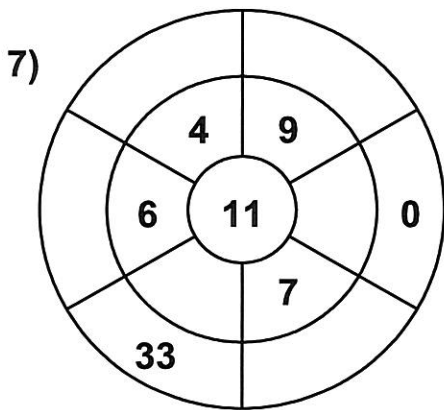
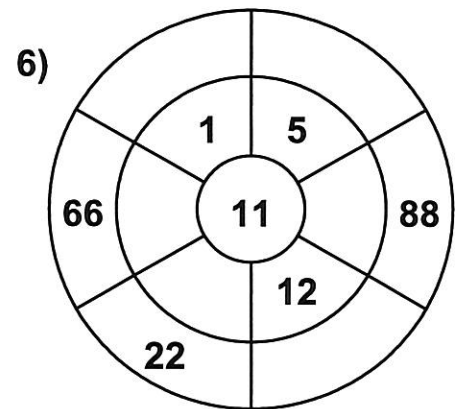
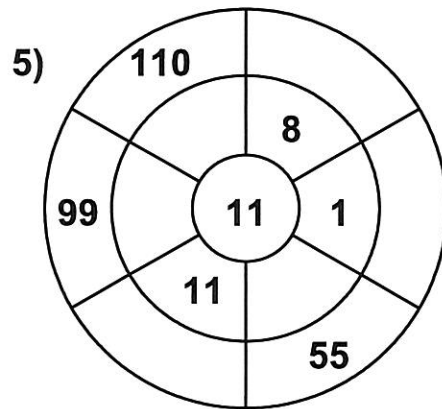
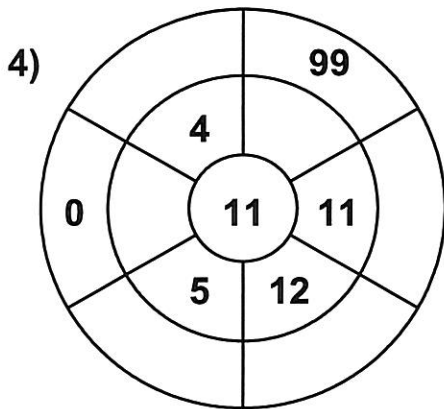
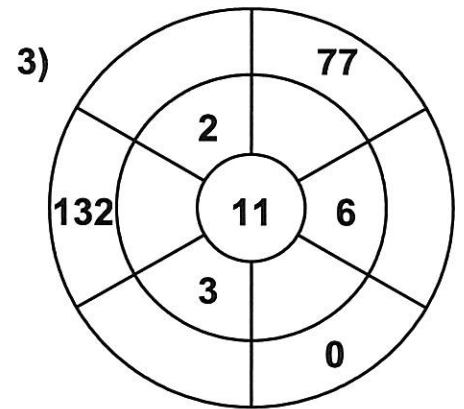
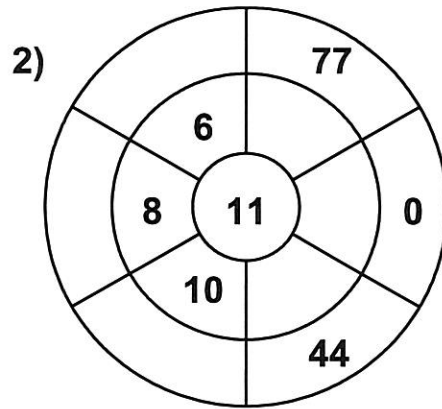
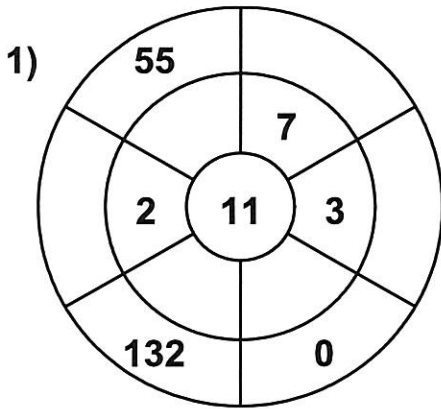
Score : \_\_\_\_\_

Teacher : \_\_\_\_\_

Date : \_\_\_\_\_

### 11 Times Table - Target Circles

Complete the circle by multiplying the number in the center by the middle ring to get the outer numbers.



Name : \_\_\_\_\_

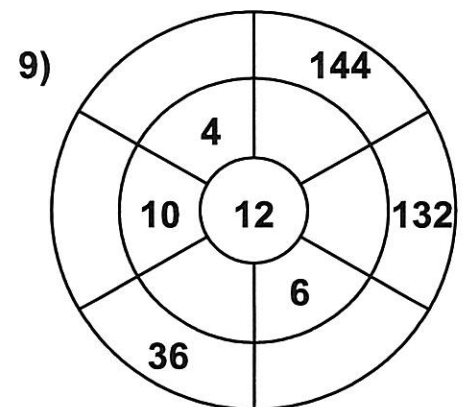
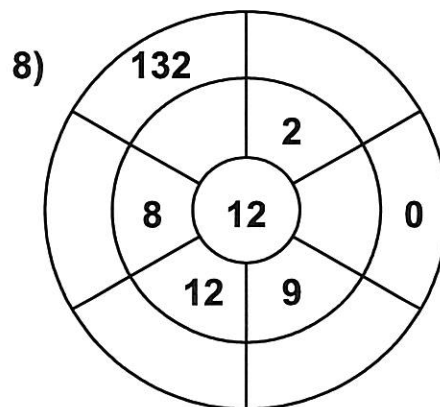
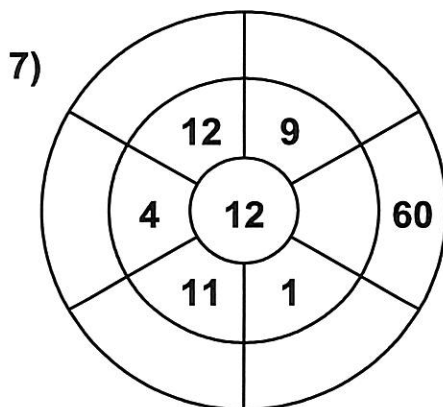
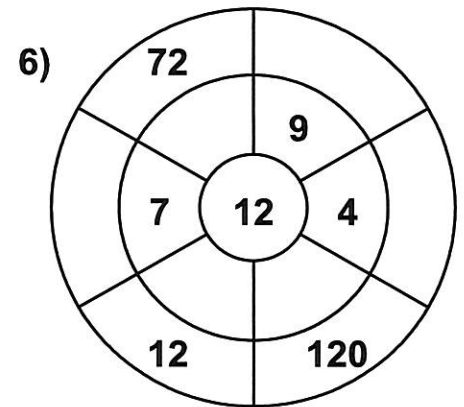
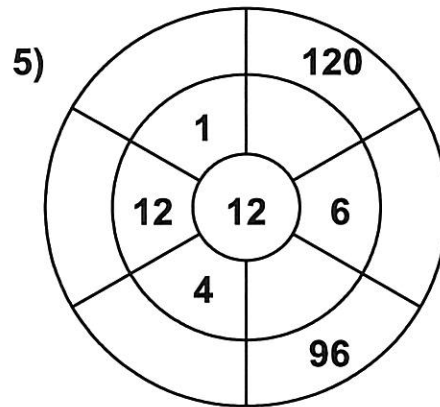
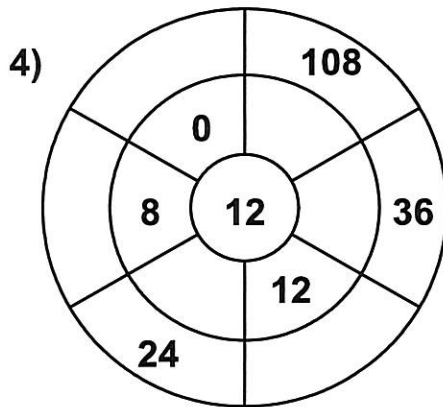
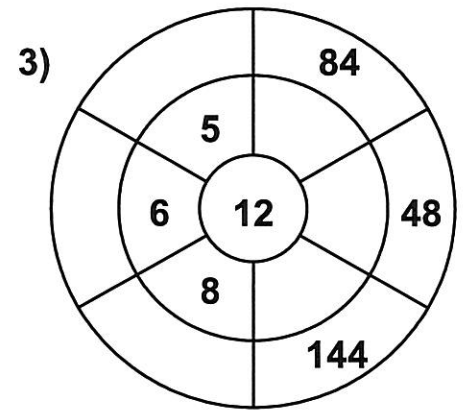
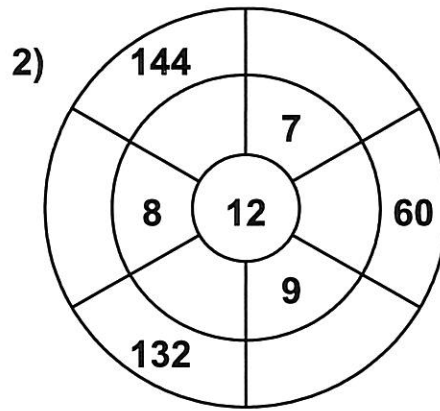
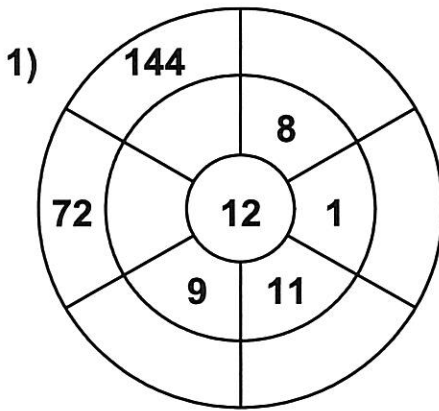
Score : \_\_\_\_\_

Teacher : \_\_\_\_\_

Date : \_\_\_\_\_

### 12 Times Table - Target Circles

Complete the circle by multiplying the number in the center by the middle ring to get the outer numbers.



NAME: \_\_\_\_\_

TRUMPET of the SWAN

STORY BOARD

1.

2.

3.

4.

5.

6.

## GRADE 4

*The Trumpet of the Swan* by E.B. White

Poem: "The Lamb" by William Blake

### Writing Assignments

#### *Picture It!*

Using the Story Board included in your packet, tell the story of *The Trumpet of the Swan* in pictures by drawing illustrations of the main parts of the story in the six frames of the story board. Be sure to depict the events in order! Write a few words or a quote at the bottom of each picture to explain which event is shown. Bring your story board to class!

#### *Guess Who?*

Choose a character; keep it secret! What clues can you give your classmates to help them discover the identity of your secret character? (HINT: Make a list of some of your character's words and actions.) Be ready to give your clues in class!